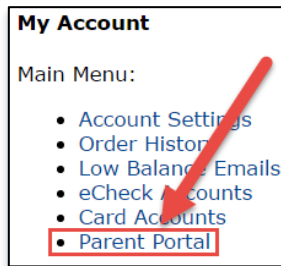
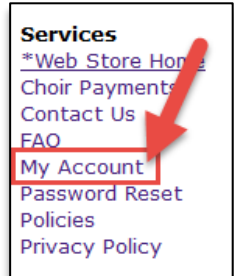


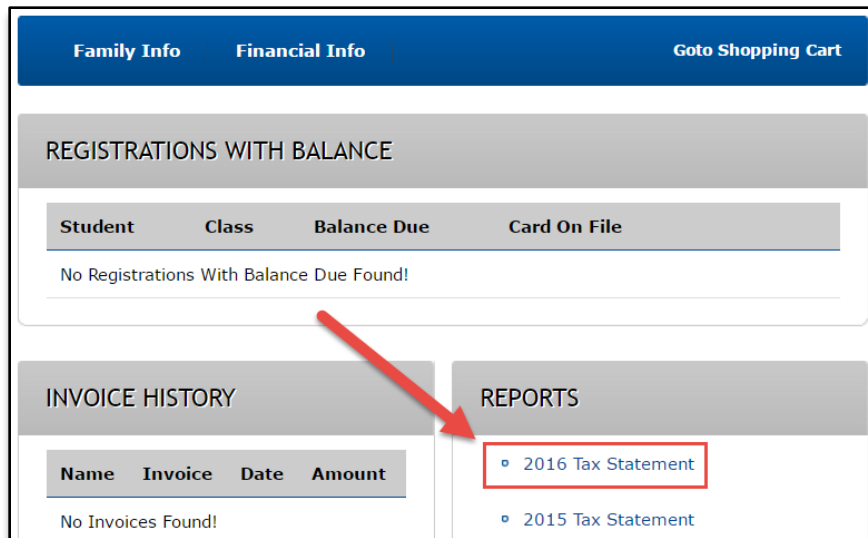


How to Print Tax Statements through the Parent Portal

- Go to the Waukee Web Store at <https://waukee.revtrak.net>.
- On the Web Store home page, select **My Account** under the **Services** menu on the left-hand navigation bar.
- On the **My Account** page, login using your e-mail address and password.
- Once logged in, select **Parent Portal** from the **Main** menu. Another window will open on which you will be able to see your tax statements in the **Reports** section.



- After clicking on the year that you wish to view or print, a new tab or window will open on which you can view or print your tax statements.



Waukee Community School District

<http://www.waukeeschools.org/>

560 Southeast University Avenue / Phone: 515-987-5161